







<h3>Electric Valve Actuators</h3>	  	  
Models	561825A, 561850A, 561851A, 561856A, 561857A, 561862A, 561865A, 561870A, 561871A, 561876A, 561877A	561825, 561850, 561851, 561856, 561857, 561870, 561871, 561876, 561877
Type	Quarter turn (90°)	Quarter turn (90°)
Enclosure	Rugged aluminum Type 4X, IP67	Rugged aluminum Type 4X, IP65
Approvals	CSA Listed per UL429 & CSA22.2 no. 139 CE mark	ETL Listed per UL429 & CSA22.2 no. 139 CE mark
Voltages	120 VAC, 24 VDC	120 VAC, 12/24 VDC
Electrical Connection	Terminal strip w/cable connector, (optional) 1/2" NPT Conduit	Terminal strip w/cable connector, 1/2" NPT Conduit
Valve Position Indicator	Dome Style	Flat style
Manual Override	Hex wrench (optional hand wheel)	Hex wrench
Mechanical Travel Stops	Standard	Standard
ISO Mounting Flange	Standard	Standard
Motor	Heavy duty motor, integral to housing	Heavy duty motor, integral to housing
Motor Protection	Standard	Standard
Duty Cycle	70%	60%
Temperature Range	-22 to 140° F	-4 to 140° F
Anti-condensation Heater	Standard	Standard
Auxiliary Limit Switches (2)	Standard (on-off models)	Standard (on-off models)
Positioner Models	4-20 mA	Optional selectable 4-20 mA or 0-10V
DC EPS Positioner Models	Long life Brushless motor	Standard DC motor
DC On/Off Models	DC Wiring - Reverse Polarity	DC Wiring - 3-Way Switch

Electric Actuator Selection



5618 Series