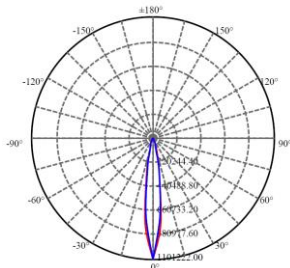


◆ **FEATURES**

- High performance aluminum heat sink and generous ventilation design provide excellent thermal management for superior system stability and longevity.
- Advanced Free-form optics and structure design project light precisely where needed. Unique "multi scale lensing" provides uniform light distribution, minimizes glare, and maximizes light transmittance.
- Wireless color tuning, dimming, and real time performance monitoring provide outstanding live broadcast illumination.
- Ultra-low EMI noise generation eliminates interference with surrounding electrical systems.
- Easy mounting and 240° angle adjustability
- 5 year warranty




LED Stadium Light

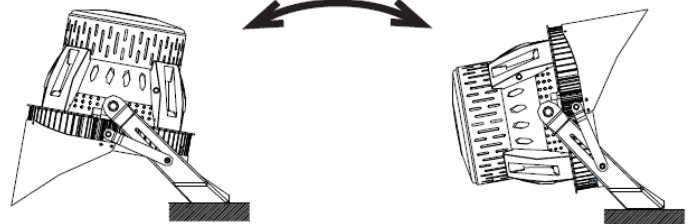
The Emium Stadium Light delivers the ultimate visual clarity, control, and dependability required to provide the best player and fan experience, both in-person and via HDTV broadcasting. The features and performance of the Stadium Light provide excellent lighting uniformity while eliminating shadows to enhance the visibility of moving objects, making it easier for fans and the camera to follow the action.

Maintenance free operation - lasts 10 to 20 times longer than conventional lighting

IP66 rated for strong protection against the elements (water, dust, insects, etc.).



Adjustable angle: 240°



for more information email info@emium.com
or call 224.735.3435 | www.emium.com

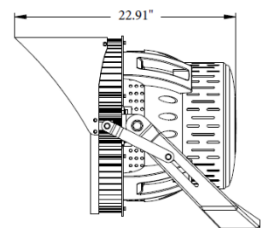
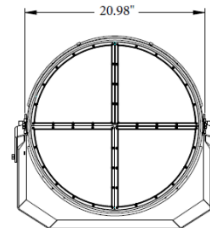
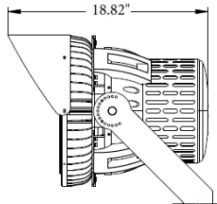
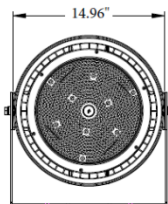


emium

emium lighting, see differently

SPECIFICATIONS

Model	EL-HD-SP-300W	EL-HD-SP-400W	EL-HD-SP-500W	EL-HD-SP-600W	EL-HD-SP-750W	EL-HD-SP-1000W	EL-HD-SP-1200W
System Watts	300W	400W	500W	600W	750W	1,000W	1,200W
Lumen Output	39,000 Lm	52,000 Lm	65,000 Lm	78,000 Lm	97,500 Lm	130,000 Lm	156,000 Lm
Light Distribution Options	Beam Angle - (NEMA)		15° x 15° (1)	25° x 25° (2)	40° x 40° (3)	60° x 60° (4)	
Input Voltage	100-277VAC/240-480VAC						
CRI	> 70 R _a						
Color CCT	3000K		4000K	5000K	5700K	6500K	
Power Factor	0.95						
THD	<15%						
Physical Dimensions	Diameter - 14.96" Depth - 18.82"			Diameter - 20.98" Depth - 22.91"			
Light Source/Driver	Osram, Cree/Meanwell						
Operating Temp.	-30°F to +130°F						
Input Protection	10KV Current Surge						
Waterproof Rating	IP66						
Controls (Optional)	0 - 10V DMX DALI						
Rated Life	50,000 hrs						
Certifications	ETL/ENEC/CE/DLC/SAA						



for more information email info@emium.com
 or call 224.735.3435 | www.emium.com


emium
emium lighting, see differently